

# Strength in Numbers

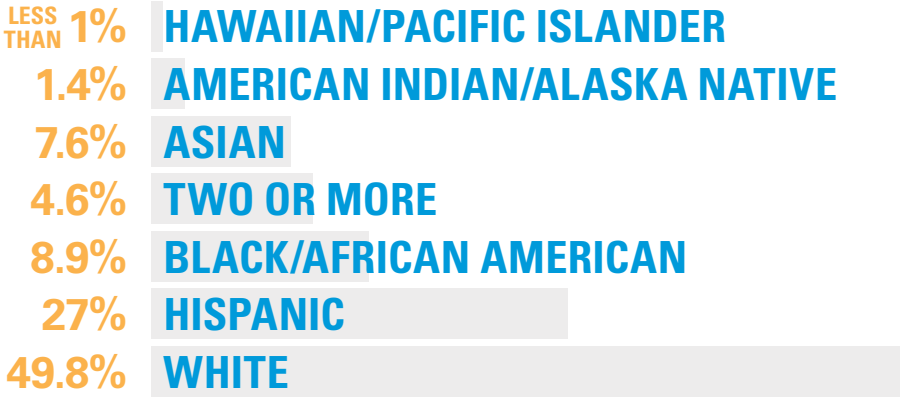


91.1% EMPLOYEES ARE PROUD TO BE BLUE

3,078  
TOTAL  
EMPLOYEES



### RACE AND ETHNICITY




WOMEN

70%

MEN

30%



1,477



HAVE WORKED  
AT AZ BLUE

10 OR MORE  
YEARS

WORKED  
AT AZ BLUE  
FEWER THAN  
THREE  
YEARS

1,007



107  
VETERANS



AZ BLUE  
BOARD OF DIRECTORS

50%



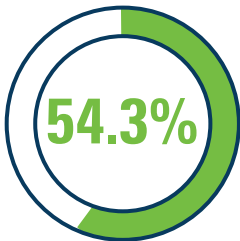
WOMEN

25%

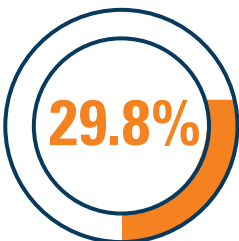


RACIAL/  
ETHNIC MINORITY

DIRECTORS  
AND ABOVE

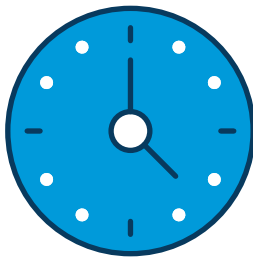


WOMEN




RACIAL/ETHNIC MINORITY

6,426



COMMUNITY  
SERVICE HOURS  
COMPLETED IN  
THE FIRST THREE  
QUARTERS OF 2025

GEN Z 1.1%  
(1997 -2012)



MILLENNIALS 45.2%  
(1981-1996)



GEN X 41.7%  
(1965-1980)



BOOMERS 11.9%  
(1946-1964)

